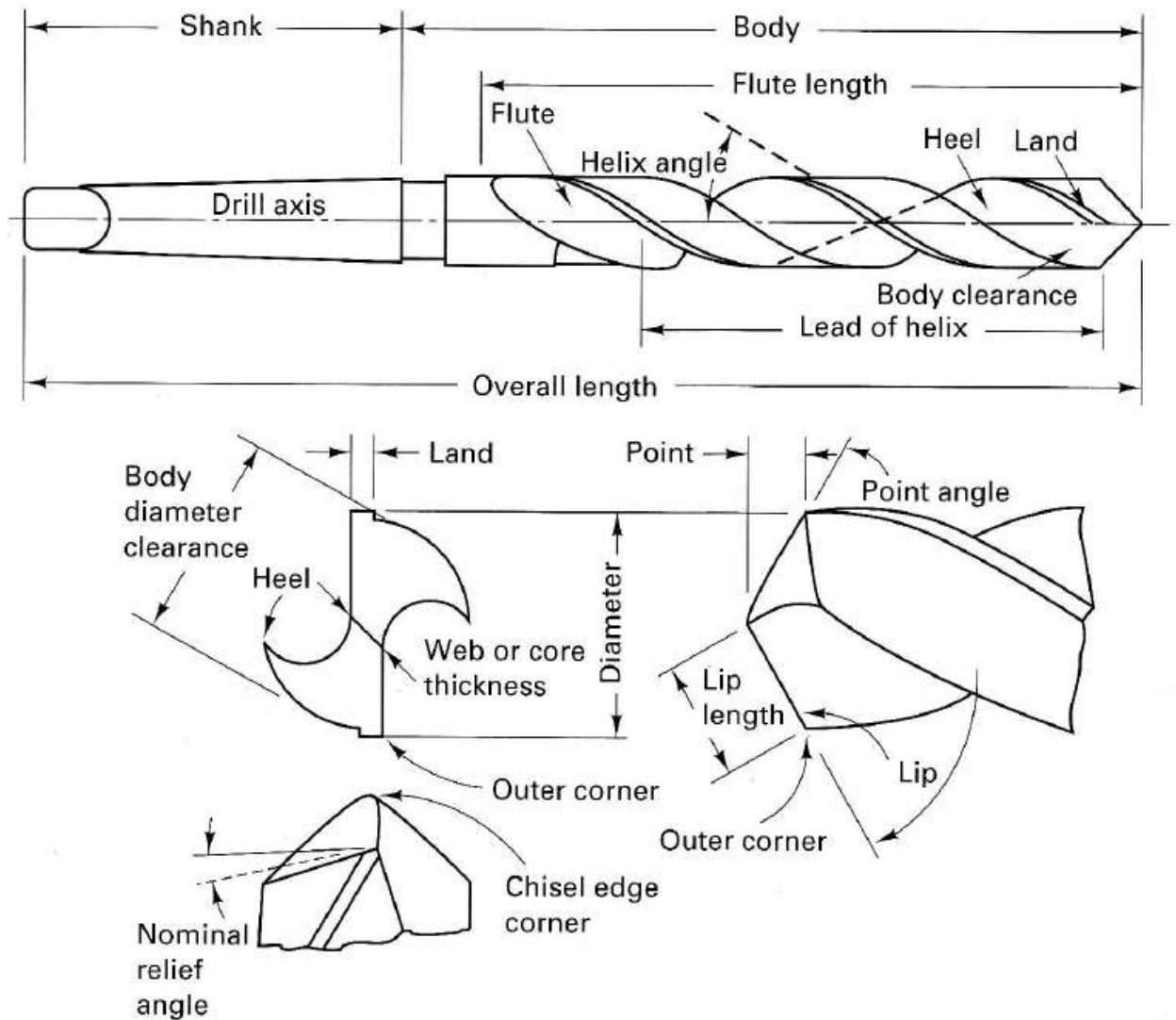
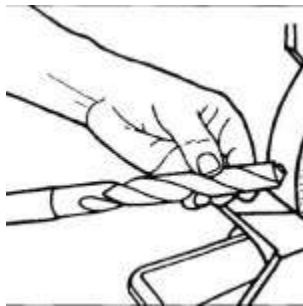


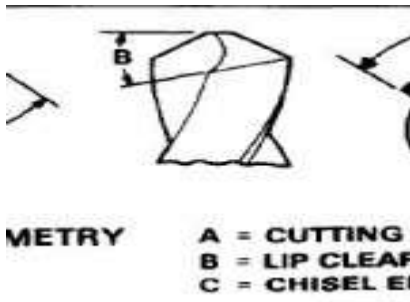
**THE STANDARD TWIST DRILL**

## Sharpening Twist Drills

Twist drills become dull and must be resharpener. The preferred method of resharpener a twist drill is with the drill grinding machine, but this machine is not always available in field and maintenance units, so the offhand method of drill sharpening must be used (Figure 1). The off hand method requires that the operator have a knowledge of the drilling geometry (Figure 2) and how to change drill angles as needed for any drilling job (see Table below).



Off hand method of Drill Sharpening



Drill Geometry

Drill Geometry		Drill Geometry		Drill Geometry	
Drill Size	Drill Length	Drill Size	Drill Length	Drill Size	Drill Length
1/16"	1.00"	1/8"	1.50"	3/16"	2.00"
1/8"	1.50"	1/4"	2.00"	1/2"	3.00"
3/16"	2.00"	5/16"	2.50"	3/4"	3.50"
1/4"	2.50"	3/4"	3.50"	1"	4.00"
5/16"	2.50"	7/8"	4.00"	1 1/4"	4.50"
3/8"	3.00"	1"	4.00"	1 1/2"	5.00"
7/16"	3.00"	1 1/4"	4.50"	1 3/4"	5.50"
1/2"	3.50"	1 3/4"	5.50"	2"	6.00"
5/8"	3.50"	2"	6.00"	2 1/4"	6.50"
3/4"	4.00"	2 1/4"	6.50"	2 1/2"	7.00"
7/8"	4.00"	2 3/4"	7.00"	3"	7.50"
1"	4.50"	3"	7.50"	3 1/4"	8.00"
1 1/4"	5.00"	3 1/2"	8.00"	3 3/4"	8.50"
1 1/2"	5.50"	4"	8.00"	4"	9.00"
1 3/4"	6.00"	4 1/2"	9.00"	4 1/4"	9.50"
2"	6.50"	5"	9.00"	5"	10.00"
2 1/4"	7.00"	5 1/2"	10.00"	5 1/4"	10.50"
2 1/2"	7.50"	6"	10.00"	6"	11.00"
2 3/4"	8.00"	6 1/2"	11.00"	6 1/4"	11.50"
3"	8.50"	7"	11.00"	7"	12.00"
3 1/4"	9.00"	7 1/2"	12.00"	7 1/4"	12.50"
3 1/2"	9.50"	8"	12.00"	8"	13.00"
3 3/4"	10.00"	8 1/2"	13.00"	8 1/4"	13.50"
4"	10.50"	9"	13.00"	9"	14.00"
4 1/4"	11.00"	9 1/2"	14.00"	9 1/4"	14.50"
4 1/2"	11.50"	10"	14.00"	10"	15.00"
4 3/4"	12.00"	10 1/2"	15.00"	10 1/4"	15.50"
5"	12.50"	11"	15.00"	11"	16.00"
5 1/4"	13.00"	11 1/2"	16.00"	11 1/4"	16.50"
5 1/2"	13.50"	12"	16.00"	12"	17.00"
5 3/4"	14.00"	12 1/2"	17.00"	12 1/4"	17.50"
6"	14.50"	13"	17.00"	13"	18.00"
6 1/4"	15.00"	13 1/2"	18.00"	13 1/4"	18.50"
6 1/2"	15.50"	14"	18.00"	14"	19.00"
6 3/4"	16.00"	14 1/2"	19.00"	14 1/4"	19.50"
7"	16.50"	15"	19.00"	15"	20.00"
7 1/4"	17.00"	15 1/2"	20.00"	15 1/4"	20.50"
7 1/2"	17.50"	16"	20.00"	16"	21.00"
7 3/4"	18.00"	16 1/2"	21.00"	16 1/4"	21.50"
8"	18.50"	17"	21.00"	17"	22.00"
8 1/4"	19.00"	17 1/2"	22.00"	17 1/4"	22.50"
8 1/2"	19.50"	18"	22.00"	18"	23.00"
8 3/4"	20.00"	18 1/2"	23.00"	18 1/4"	23.50"
9"	20.50"	19"	23.00"	19"	24.00"
9 1/4"	21.00"	19 1/2"	24.00"	19 1/4"	24.50"
9 1/2"	21.50"	20"	24.00"	20"	25.00"
9 3/4"	22.00"	20 1/2"	25.00"	20 1/4"	25.50"
10"	22.50"	21"	25.00"	21"	26.00"
10 1/4"	23.00"	21 1/2"	26.00"	21 1/4"	26.50"
10 1/2"	23.50"	22"	26.00"	22"	27.00"
10 3/4"	24.00"	22 1/2"	27.00"	22 1/4"	27.50"
11"	24.50"	23"	27.00"	23"	28.00"
11 1/4"	25.00"	23 1/2"	28.00"	23 1/4"	28.50"
11 1/2"	25.50"	24"	28.00"	24"	29.00"
11 3/4"	26.00"	24 1/2"	29.00"	24 1/4"	29.50"
12"	26.50"	25"	29.00"	25"	30.00"
12 1/4"	27.00"	25 1/2"	30.00"	25 1/4"	30.50"
12 1/2"	27.50"	26"	30.00"	26"	31.00"
12 3/4"	28.00"	26 1/2"	31.00"	26 1/4"	31.50"
13"	28.50"	27"	31.00"	27"	32.00"
13 1/4"	29.00"	27 1/2"	32.00"	27 1/4"	32.50"
13 1/2"	29.50"	28"	32.00"	28"	33.00"
13 3/4"	30.00"	28 1/2"	33.00"	28 1/4"	33.50"
14"	30.50"	29"	33.00"	29"	34.00"
14 1/4"	31.00"	29 1/2"	34.00"	29 1/4"	34.50"
14 1/2"	31.50"	30"	34.00"	30"	35.00"
14 3/4"	32.00"	30 1/2"	35.00"	30 1/4"	35.50"
15"	32.50"	31"	35.00"	31"	36.00"
15 1/4"	33.00"	31 1/2"	36.00"	31 1/4"	36.50"
15 1/2"	33.50"	32"	36.00"	32"	37.00"
15 3/4"	34.00"	32 1/2"	37.00"	32 1/4"	37.50"
16"	34.50"	33"	37.00"	33"	38.00"
16 1/4"	35.00"	33 1/2"	38.00"	33 1/4"	38.50"
16 1/2"	35.50"	34"	38.00"	34"	39.00"
16 3/4"	36.00"	34 1/2"	39.00"	34 1/4"	39.50"
17"	36.50"	35"	39.00"	35"	40.00"
17 1/4"	37.00"	35 1/2"	40.00"	35 1/4"	40.50"
17 1/2"	37.50"	36"	40.00"	36"	41.00"
17 3/4"	38.00"	36 1/2"	41.00"	36 1/4"	41.50"
18"	38.50"	37"	41.00"	37"	42.00"
18 1/4"	39.00"	37 1/2"	42.00"	37 1/4"	42.50"
18 1/2"	39.50"	38"	42.00"	38"	43.00"
18 3/4"	40.00"	38 1/2"	43.00"	38 1/4"	43.50"
19"	40.50"	39"	43.00"	39"	44.00"
19 1/4"	41.00"	39 1/2"	44.00"	39 1/4"	44.50"
19 1/2"	41.50"	40"	44.00"	40"	45.00"
19 3/4"	42.00"	40 1/2"	45.00"	40 1/4"	45.50"
20"	42.50"	41"	45.00"	41"	46.00"
20 1/4"	43.00"	41 1/2"	46.00"	41 1/4"	46.50"
20 1/2"	43.50"	42"	46.00"	42"	47.00"
20 3/4"	44.00"	42 1/2"	47.00"	42 1/4"	47.50"
21"	44.50"	43"	47.00"	43"	48.00"
21 1/4"	45.00"	43 1/2"	48.00"	43 1/4"	48.50"
21 1/2"	45.50"	44"	48.00"	44"	49.00"
21 3/4"	46.00"	44 1/2"	49.00"	44 1/4"	49.50"
22"	46.50"	45"	49.00"	45"	50.00"
22 1/4"	47.00"	45 1/2"	50.00"	45 1/4"	50.50"
22 1/2"	47.50"	46"	50.00"	46"	51.00"
22 3/4"	48.00"	46 1/2"	51.00"	46 1/4"	51.50"
23"	48.50"	47"	51.00"	47"	52.00"
23 1/4"	49.00"	47 1/2"	52.00"	47 1/4"	52.50"
23 1/2"	49.50"	48"	52.00"	48"	53.00"
23 3/4"	50.00"	48 1/2"	53.00"	48 1/4"	53.50"
24"	50.50"	49"	53.00"	49"	54.00"
24 1/4"	51.00"	49 1/2"	54.00"	49 1/4"	54.50"
24 1/2"	51.50"	50"	54.00"	50"	55.00"
24 3/4"	52.00"	50 1/2"	55.00"	50 1/4"	55.50"
25"	52.50"	51"	55.00"	51"	56.00"
25 1/4"	53.00"	51 1/2"	56.00"	51 1/4"	56.50"
25 1/2"	53.50"	52"	56.00"	52"	57.00"
25 3/4"	54.00"	52 1/2"	57.00"	52 1/4"	57.50"
26"	54.50"	53"	57.00"	53"	58.00"
26 1/4"	55.00"	53 1/2"	58.00"	53 1/4"	58.50"
26 1/2"	55.50"	54"	58.00"	54"	59.00"
26 3/4"	56.00"	54 1/2"	59.00"	54 1/4"	59.50"
27"	56.50"	55"	59.00"	55"	60.00"
27 1/4"	57.00"	55 1/2"	60.00"	55 1/4"	60.50"
27 1/2"	57.50"	56"	60.00"	56"	61.00"
27 3/4"	58.00"	56 1/2"	61.00"	56 1/4"	61.50"
28"	58.50"	57"	61.00"	57"	62.00"
28 1/4"	59.00"	57 1/2"	62.00"	57 1/4"	62.50"
28 1/2"	59.50"	58"	62.00"	58"	63.00"
28 3/4"	60.00"	58 1/2"	63.00"	58 1/4"	63.50"
29"	60.50"	59"	63.00"	59"	64.00"
29 1/4"	61.00"	59 1/2"	64.00"	59 1/4"	64.50"
29 1/2"	61.50"	60"	64.00"	60"	65.00"
29 3/4"	62.00"	60 1/2"	65.00"	60 1/4"	65.50"
30"	62.50"	61"	65.00"	61"	66.00"
30 1/4"	63.00"	61 1/2"	66.00"	61 1/4"	66.50"
30 1/2"	63.50"	62"	66.00"	62"	67.00"
30 3/4"	64.00"	62 1/2"	67.00"	62 1/4"	67.50"
31"	64.50"	63"	67.00"	63"	68.00"
31 1/4"	65.00"	63 1/2"	68.00"	63 1/4"	68.50"
31 1/2"	65.50"	64"	68.00"	64"	69.00"
31 3/4"	66.00"	64 1/2"	69.00"	64 1/4"	69.50"
32"	66.50"	65"	69.00"	65"	70.00"
32 1/4"	67.00"	65 1/2"	70.00"	65 1/4"	70.50"
32 1/2"	67.50"	66"	70.00"	66"	71.00"
32 3/4"	68.00"	66 1/2"	71.00"	66 1/4"	71.50"
33"	68.50"	67"	71.00"	67"	72.00"
33 1/4"	69.00"	67 1/2"	72.00"	67 1/4"	72.50"
33 1/2"	69.50"	68"	72.00"	68"	73.00"
33 3/4"	70.00"	68 1/2"	73.00"	68 1/4"	73.50"
34"	70.50"	69"	73.00"	69"	74.00"
34 1/4"	71.00"	69 1/2"	74.00"	69 1/4"	74.50"
34 1/2"	71.50"	70"	74.00"	70"	75.00"
34 3/4"	72.00"	70 1/2"	75.00"	70 1/4"	75.50"
35"	72.50"	71"	75.00"	71"	76.00"
35 1/4"	73.00"	71 1/2"	76.00"	71 1/4"	76.50"
35 1/2"	73.50"	72"	76.00"	72"	77.00"
35 3/4"	74.00"	72 1/2"	77.00"	72 1/4"	77.50"
36"	74.50"	73"	77.00"	73"	78.00"
36 1/4"	75.00"	73 1/2"	78.00"	73 1/4"	78.50"
36 1/2"	75.50"	74"	78.00"	74"	79.00"
36 3/4"	76.00"	74 1/2"	79.00"	74 1/4"	79.50"
37"	76.50"	75"	79.00"	75"	80.00"
37 1/4"	77.00"	75 1/2"	80.00"	75 1/4"	80.50"
37 1/2"	77.50"	76"	80.00"	76"	81.00"
37 3/4"	78.00"	76 1/2"	81.00"	76 1/4"	81.50"
38"	78.50"	77"	81.00"	77"	82.00"
38 1/4"	79.00"	77 1/2"	82.00"	77 1/4"	82.50"
38 1/2"	79.50"	78"	82.00"	78"	83.00"
38 3/4"	80.00"	78 1/2"	83.00"	78 1/4"	83.50"
39"	80.50"	79"	83.00"	79"	84.00"
39 1/4"	81.00"	79 1/2"	84.00"	79 1/4"	84.50"
39 1/2"	81.50"	80"	84.00"	80"	85.00"
39 3/4"	82.00"	80 1/2"	85.00"	80 1/4"	85.50"
40"	82.50"	81"	85.00"	81"	86.00"
40 1/4"	83.00"	81 1/2"	86.00"	81 1/4"	86.50"
40 1/2"	83.50"	82"	86.00"	82"	87.00"
40 3/4"	84.00"	82 1/2"	87.00"	82 1/4"	87.50"
41"	84.50"	83"	87.00"	83"	88.00"
41 1/4"	85.00"	83 1/2"	88.00"	83 1/4"	88.50"
41 1/2"	85.50"	84"	88.00"	84"	89.00"
41 3/4"	86.00"	84 1/2"	89.00"	84 1/4"	89.50"
42"	86.50"	85"	89.00"	85"	90.00"
42 1/4"	87.00"	85 1/2"	90.00"	85 1/4"	90.50"
42 1/2"	87.50"	86"	90.00"	86"	91.00"
42 3/4"	88.00"	86 1/2"	91.00"	86 1/4"	91.50"
43"	88.50"	87"	91.00"	87"	92.00"
43 1/4"	89.00"	87 1/2"	92.00"	87 1/4"	92.50"
43 1/2"	89.50"	88"	92.00"	88"	93.00"
43 3/4"	90.00"	88 1/2"	93.00"	88 1/4"	93.50"
44"	90.50"	89"	93.00"	89"	94.00"
44 1/4"	91.00"	89 1/2"	94.00"	89 1/4"	94.50"
44 1/2"	91.50"	90"	94.00"	90"	95.00"
44 3/4"	92.00"	90 1/2"	95.00"	90 1/4"	95.50"
45"	92.50"	91"	95.00"	91"	96.00"
45 1/4"	93.00"	91 1/2"	96.00"	91 1/4"	96.50"
45 1/2"	93.50"	92"	96.00"	92"	97.00"
45 3/4"	94.00"	92 1/2"	97.00"	92 1/4"	97.50"
46"	94.50"	93"	97.00"	93"	98.00"
46 1/4"	95.00"	93 1/2"	98.00"	93 1/4"	98.50"
46 1/2"	95.50"	94"	98.00"	94"	99.00"
46 3/4"	96.00"	94 1/2"	99.00"	94 1/4"	99.50"
47"	96.50"	95"	99.00"	95"	100.00"
47 1/4"	97.00"	95 1/2"	100.00"	95 1/4"	100.50"
47 1/2"	97.50"	96"	100.00"	96"	101.00"
47 3/4"	98.00"	96 1/2"	101.00"	96 1/4"	101.50"
48"	98.50"	97"	101.00"	97"	102.00"
48 1/4"	99.00"	97 1/2"			

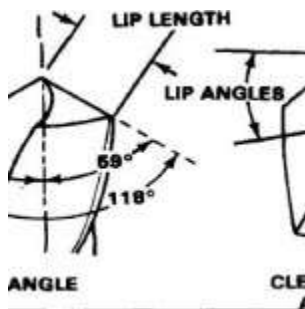
equal length. There are several basic characteristics that all twist drills must have to cut properly. The following will cover those characteristics.



Checking the lip angle

### Precheck

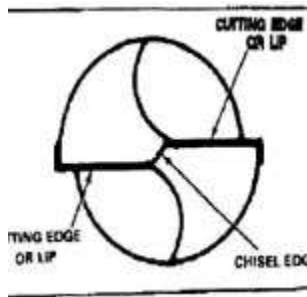
Before sharpening a twist drill, the operator must check the condition of the drill for chipped and cracked lips or edges that must be ground off during the sharpening process. The operator must also check the references for the proper lip angle and lip clearance angle for the material to be drilled. After setting up the bench grinder for offhand drill sharpening, the operator assumes a comfortable stance in front of the grinding wheel to sharpen the twist drill. The suggested method is to grind the lip angle first, then concentrate on grinding the lip clearance angle, which will then determine the lip length. The usual lip angle is an included angle of  $118^\circ$  ( $59^\circ \times 2$ ) (Figure 4), which is the lip angle of general purpose drills. Use the drill point gage frequently to check lip angle and lip length. When grinding, do not allow the drill to become overheated. Overheating will cause the drill edges to become blue which is an indication that the drill's temper has been lost. The blue area must be ground completely away to reestablish the drill's temper. If a drill becomes too hot during sharpening, the lips can crack when dipped into cold water or coolant.



Twist drill angles

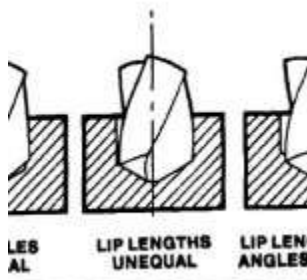
## Drill Point

When grinding the lip angle, use the drill point gage and grind one lip perfectly straight and at the required angle (usually  $59^\circ$ ). Then flip the drill over and grind the other lip. Once the angle is established, then the lip clearance angle and lip length can be ground. If both lips are not straight and of the same angle, then the chisel edge (Figure 5) will not be established. It is important to have a sharp and centered chisel edge or the drill will not rotate exactly on its center and the hole will be oversized. If the drill point is too flat, it will not center properly on the workpiece. If the drill point is too steep, the drill will require more power and cut slowly. When the angles of the cutting lips are different, then the drill will only have one lip cutting as it revolves. The hole will be oversized and the drill will wear very rapidly.



Drill point

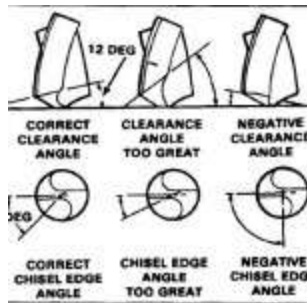
When both the angles and the length of the angles are incorrect, then excessive wear is put on both the drill and machine, which will result in poor workmanship (Figure 6).



Results of improperly ground drills

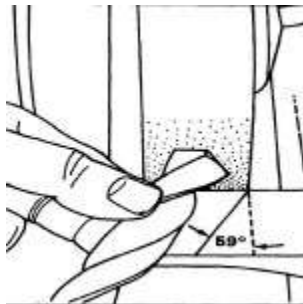
## Clearance Angle

When grinding the lip clearance angle, (Figure 4), relief must be given to both cutting edges allowing them to enter into the workpiece to do the cutting. General purpose drills have a clearance of  $8^\circ$  to  $12^\circ$ . The chisel edge of a correctly ground drill should be at an angle of about  $45^\circ$  with the line of the cutting edges. The angle of the chisel edge to the lips is a guide to the clearance (Figure 7). Too much clearance will cause the drill to break down because of insufficient support of the lip, and there will not be enough lip thickness to carry away the generated heat.



Lip clearance angle directly proportional to chisel point

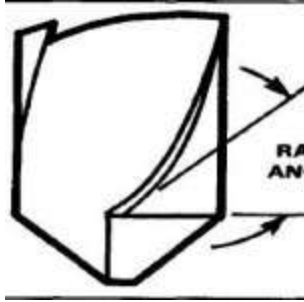
Too little clearance will result in the drill having little or no cutting edges, and the increased pressure required to feed it into the hole will cause the drill to break. By looking straight onto the cutting tip of the drill, the operator can see if the chisel edge is correct. If the chisel edge is correct at  $45^\circ$  to the lips, then it is an indication that the lip clearance angle is correct. An incorrect chisel edge is usually produced by holding the drill at an incorrect angle to the wheel (Figure 8 ) when grinding. A good guide is to hold the drill parallel to the ground, and make slight adjustments.



Adjusting drill for grinding tip angle

### Rake Angle

The angle between the flute and the axis of the drill that forms the cutting edge is known as the rake angle (Figure 9). Generally, the rake angle is between  $180$  and  $450$ , with  $30^\circ$  being the most common. Drills used on armor plate or other very hard materials need a reduced rake angle to increase the support behind the cutting edge. Soft materials, like brass and bronze, also use a reduced rake angle to prevent the drill from grabbing. The rake angle partially governs the tightness with which the chips curl and the amount of space they occupy. If the rake angle is too small, the lips may be too thin and break under the strain of drilling. Too large of a rake angle makes the drill chatter and vibrate excessively.



### Rake angle

The web of a drill is made thicker toward the shank to strengthen the tool. In smaller size drills, the difference is not noticeable, but in larger drills, when the point is ground back by repeated sharpening, the thickness of the web becomes greater and the chisel edge of the drill becomes wider. This causes the chisel edge to scrape on the bottom of the hole and requires excessive pressure to be applied to the drill. This can be corrected by thinning the web (Figure 10). The point is ground thinner on a thin grinding wheel with a rounded face to fit into the flute. An equal amount of metal should be ground from each flute. The web should not be ground too thin as this may weaken the web and cause the drill to split in the middle.

